



Model number

VBG-CCL-K20-D-BV

CC-Link gateway

Features

- Gateway compliant with AS-Interface specification 3.0
- Fault diagnosis via LEDs and graphic display
- Easy commissioning by graphic display
- AS-Interface monitor read via display
- Earth fault detection
- AS-Interface noise detection

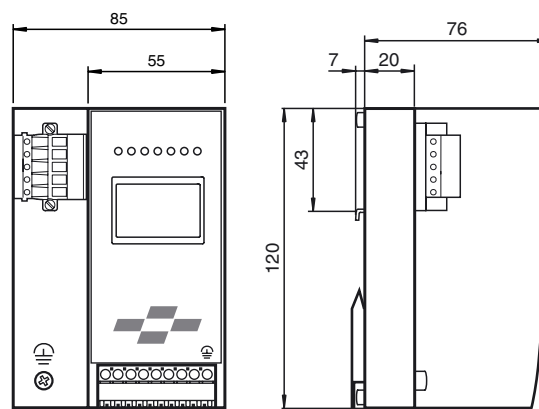
Function

The VBG-CCL-K20-D-BV is a CC-Link Gateway with an integrated AS-Interface master in accordance with AS-Interface Specification 3.0 in IP20. The design is especially suitable for use in the switch cabinet.

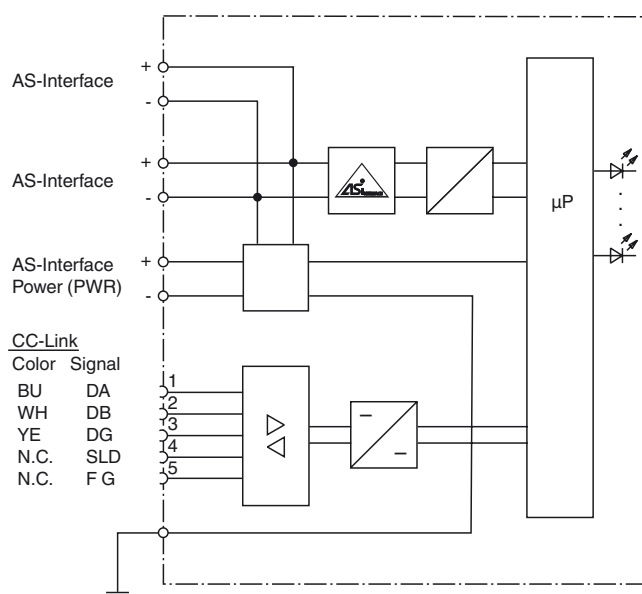
There are 7 LEDs on the front panel, showing the current status of the AS-Interface line.

In the case of the AS-Interface Gateway with graphical display, the AS-Interface circuit can be placed in service and the test of the connected periphery can be kept entirely separate from the commissioning of the CC-Link and the programming.

Dimensions



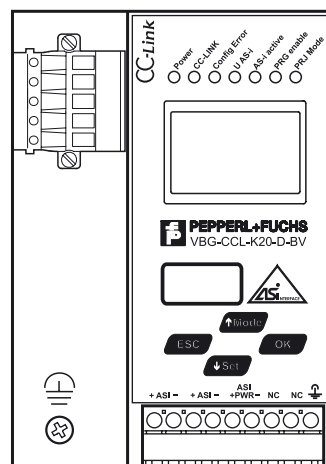
Electrical connection



At the cable for power supply no slaves or repeaters may be attached.

At the cable for AS-Interface circuit no power supplies or further masters may be attached.

Indicating / Operating means



Technical data**General specifications**

AS-Interface specification	V3.0
Earth fault detection	EFD integrated
EMC monitoring	integrated
UL File Number	E223772

Indicators/operating means

Display	Illuminated graphical LC display for addressing and error messages
LED AS-i ACTIVE	AS-Interface operation normal; LED green
LED CONFIG ERR	configuration error; LED red
LED PRG ENABLE	Automatic addressing active; LED green
LED POWER	voltage ON; LED green
LED PRJ MODE	Configuration mode active; LED yellow
LED U AS-i	AS-Interface voltage; LED green
LED CC-Link	CC link in operation; LED green CC Link error; LED red
Button	4
Switch SET	Selection and setting of a slave address
OK button	Mode selection traditional-graphical/confirmation
Button MODE	Mode selection PRJ-operation/save configuration/cursor
ESC button	Mode selection traditional-graphical/cancel

Electrical specifications

Insulation voltage	U_i	≥ 500 V
Rated operating voltage	U_e	from AS-Interface 30 V DC
Rated operating current	I_e	≤ 200 mA from AS-Interface

Interface 1

Interface type	Remote device, 3 occupied stations
Protocol	according to CC-Link specification
Transfer rate	156 Bit/s up to 10 MBit/s

Connection

AS-Interface	spring terminals, removable
CC Link	5-pin screw terminal

Directive conformity

Electromagnetic compatibility	
Directive 2014/30/EU	EN 62026-2:2013 EN 61000-6-2:2006, EN 61000-6-4:2007

Standard conformity

Degree of protection	EN 60529:2000
AS-Interface	EN 62026-2:2013

Ambient conditions

Ambient temperature	0 ... 55 °C (32 ... 131 °F)
Storage temperature	-25 ... 85 °C (-13 ... 185 °F)

Mechanical specifications

Degree of protection	IP20
Material	
Housing	Stainless steel
Mass	520 g
Construction type	Low profile housing , Stainless steel

Approvals and certificates

EAC conformity	TR CU 020/2011
----------------	----------------